

# N-77GLS-CVR & N-F77GLS-CVR Series



## GRADE 1 Concealed Vertical Type, Narrow Stile Exit Device Optional Less Bottom Rod (LBR)



### Specifications

For Doors .....	Wood, Metal or Aluminum Glass doors with 1 3/4" minimum stile width, 1 3/4" thickness for single or double door application
Top & Bottom Chassis .....	Steel Material
Chassis Cover .....	Zinc Material
Mounting .....	Furnished standard with wood and machine screws
End Cap .....	Aluminum Material
Alarm .....	Available for 36" bar only. Use PART# N48ALRM77

**\*Americans with Disability Act (ADA) compliant  
5 lbs opening force  
on ADA Series only**

**\*Refer to the Price List  
for Stock Sizes and Finishes**

Hand .....	Handed. Easily field reversible. Specify at time of order LHR or RHR for convenience
ANSI Standard .....	A156.3, Grade 1
Rail Assembly .....	Aluminum Material
Strike .....	N-260 & N-265 (Steel), 233 (Stainless Steel); Optional N-221 Bottom Strike (Brass)
Dogging Feature .....	Allen-type key furnished standard. Cylinder Dogging kit available for 36" bar only. Use PART# 48CD7700
UL and ULC Listed .....	N-77GLS-CVR Series for Panic & Safety, N-F77GLS-CVR Series for Fire Exit hardware for all types of 4' x 8' <b>single doors</b> and 8' x 10' <b>double doors</b> for up to 3 hour fire labeled installations. Conforms to ANSI/UL 10C, ANSI/UL 305 standards.
Electronic Functions.....	ELR (Electrified Latch Retraction) available for both 36" and 48" push bar. DE (Delayed Egress) available for 36" bar only. Use PART# DEKIT48
Anti-Microbial Coating.....	Available on US32D only. Use part # ANTB-EXIT

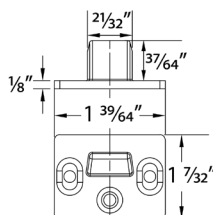
### DIMENSIONS

Push rail height to finished floor	41" (1041 mm) at center
Push rail projection Neutral	3 5/8" (92 mm)
Depressed	2 7/8" (73 mm)
Center case	8" x 3" x 2 3/8" (203 mm x 76 mm x 60 mm)
Top and bottom rod length for 36" x 84" doors	Top rod 37" (940 mm), bottom rod 34" (864 mm)
Top and bottom rod length for 48" x 96" doors	Top rod 48 1/8" (1241 mm), bottom rod 34" (864 mm)
Vertical Rods	3/8" (10 mm)

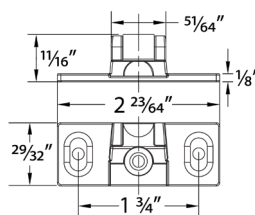
### NOTES:

- N-77GLS-CVR & N-F77GLS-CVR Exit Devices are intended for use with **Narrow Stile** applications
- If used for Regular Door/Frames, must cut down device to size, **use flange brackets (to be considered fire rated)**, and follow installation for regular door/frame applications.
- Auxiliary Fire Latch is standard for both fire rated N-F77GLS-CVR & N-LBRF77GLS-CVR Exit Devices

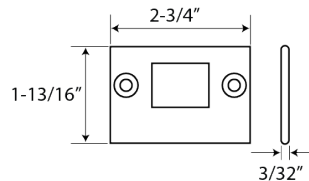
MODEL	ACTUAL SIZE	MAXIMUM CUT DOWN	DOOR SIZE
N-77GLS-CVR-3684, N-F77GLS-CVR-3684	35"	10"	26" to 36" door width
N-77GLS-CVR-4896, N-F77GLS-CVR-4896	46 3/4"	13"	35" to 48" door width



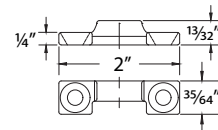
N-260 TOP STRIKE



N-265 BOTTOM STRIKE



233 BOTTOM STRIKE



N-221 BOTTOM STRIKE